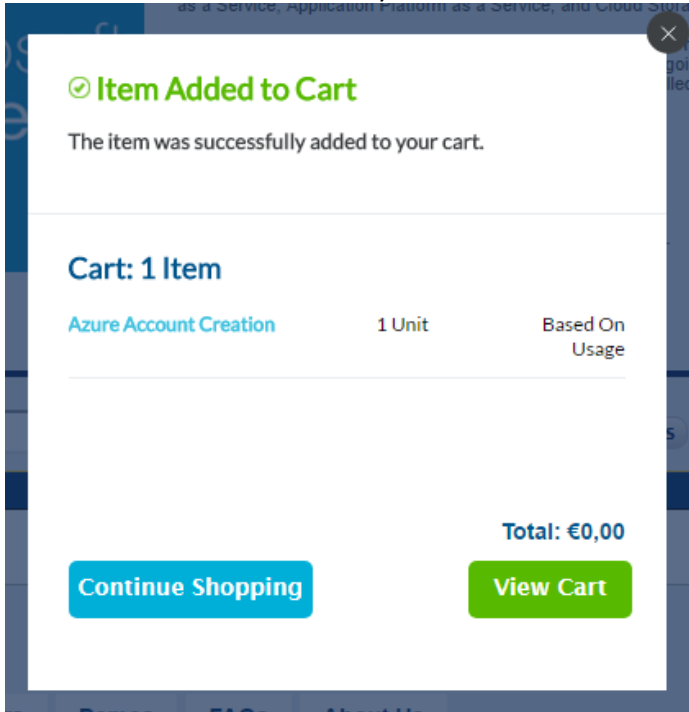




How to order the Tech Data Small Business Solution

1. Add Azure Account creation to your cart



2. Proceed to check out

Your Shopping Cart

| Quantity | Date Added | Product Number | Product Details | Payment Details | Each *** | Total | |
|--------------------------------|------------|-----------------------------------|--|---------------------|----------------|----------------|------------------------|
| <input type="text" value="1"/> | 03/03/2017 | TD#: SK8384 Mfn#: MS-AZR-0145P | Microsoft Azure Azure Account Creation Details | Due on: 05/03/2017* | Based on Usage | Based on Usage | Remove |
| Total | | | | | | €0,00 | |

*** The prices shown here are subject to change. See the Order Summary page at time of checkout for the actual unit pricing.

Our Billing cut date is by the Xth/rd of each month. Your account will be activated from the day of purchase and you will be charged on a monthly basis depending on your consumption. You can cancel the subscription at any given time from the Reseller Portal.

Current End User: Emma Bowdrey [Click to change end user.](#)

PROCEED TO CHECKOUT

CONTINUE SHOPPING SAVE FOR LATER CREATE QUOTE

3. Fill in end user information or select existing StreamOne end user from address book and make sure we are already delegated admin on customer tenant (O365). Even if we do not yet provide the licenses for O365.

4. Select “Small Business Server” in the dropdown

Cart → End Customer Info → **Azure Settings** → Configuration → Payment → Summary → Complete

[< Return to Shopping](#) 📞 Sales and Customer Support: +32 25838550

Bundle Select

- Choose Bundle
- Choose Bundle
- Azure Backup
- Azure SQL DBaaS
- Azure Site Recovery
- Azure Storage
- Azure Virtual Machines
- Small Business Cloud Server**
- Veeam Cloud Connect for the Enterprise
- Continue Without Bundles

Bundle Summary

Bundles Selected

Bundles Settings

[Continue Configuration](#)

5. Fill in “Basic Information”

[Cart](#) → [End Customer Info](#) → [Azure Settings](#) → [Configuration](#) → [Payment](#) → [Summary](#) → [Complete](#)

[< Return to Shopping](#)
📞 Sales and Customer Support: +32 25838550

☑ Bundle Select

Small Business Cloud Server ▼

☑ Bundle Information

Do you remember the Small Business Server? Tech Data have brought it back and made it even more flexible by moving it to the cloud. With this solution you can offer customers the enhanced capability to work from any device at any place, at any time with remote access. Existing applications can be migrated and new applications can be easily added. Consolidate your customers IT Instructure and give them the flexibility to access it from anywhere.

The Small Business Cloud Server from Tech Data has everything that your customer needs for all their modern ICT in one easy bundled solution.

⊖ Bundle Configuration

Basic Information

Administrative Password* i

The Administrative Password
🔒

Confirm Administrative password* i

The Administrative Password
🔒

Location

Select datacenter location*

Select option
▼

Bundle Summary

Bundles Selected

- ✖ Small Business Cloud Server

Bundles Settings


Small Business Cloud Server: incomplete


Continue Configuration


6. Fill in “Advance bundle setting”

Advance Bundle Settings

Small Business Server Configuration Settings


Select Deployment Size* 

Deploy an extra VM* 

OS Version to use for the IaaS* 

Enable Management (OMS) Services?* 

Include VPN Gateway* 

Use fallback location 

SQL Azure Size 

Data Redundancy 

7. Continue to finish order.